

# Communicating

# Flipgrid


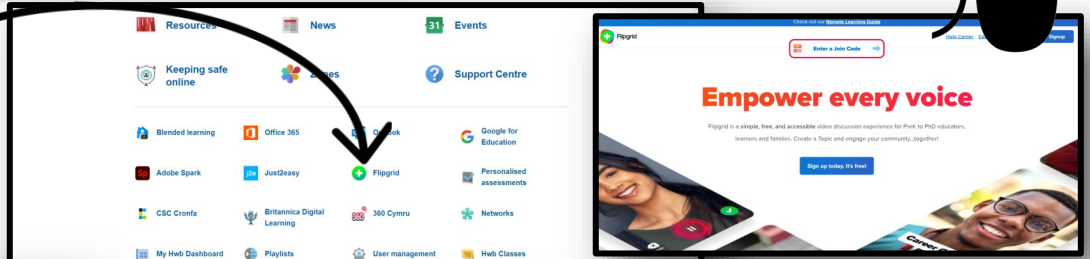
# Hwb®



## How to use Microsoft Flipgrid

### Step 1

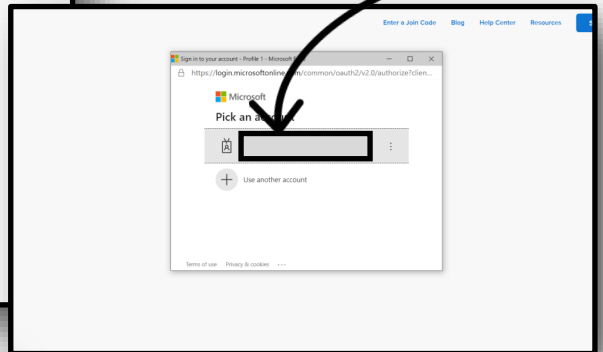
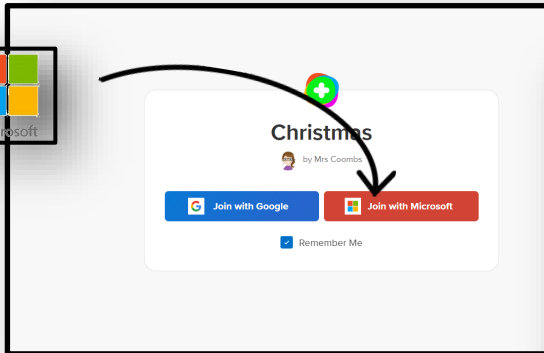
Join Flipgrid using the code your teacher has shared with you



Has your teacher shared your link on your Google stream or your Hwb stream? Perhaps they sent you a QR code!

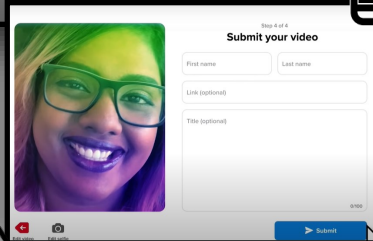
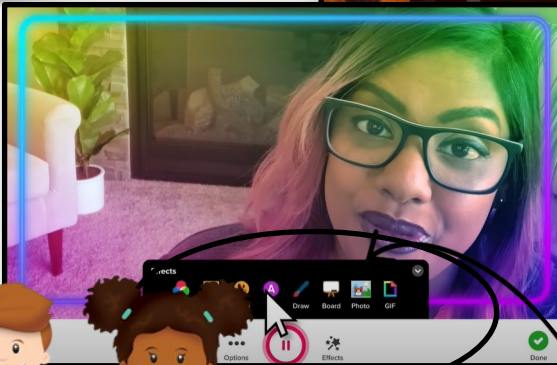
### Step 2

Click on Microsoft login and your Hwb username



### Step 3

Record a Response



Start recording a response to the prompt your teacher has sent you. It may be a video, a question or a picture.

Edit your video with Special effects, backgrounds and crop and repeat your clips.

